[redacted] Measurement Report

nesevo.com

network services & solutions

Name: [redacted]

Location: [redacted] **Roma, Italia**

Responsible Person: **Measurement: Roberto Verdu, 2022-09-29 - Simulation: Philipp Zuderell, 2022-10-10**

Project description

[redacted] Measurement Report

floor_plan [redacted]

Survey routes and Access Points for floor_plan [redacted]

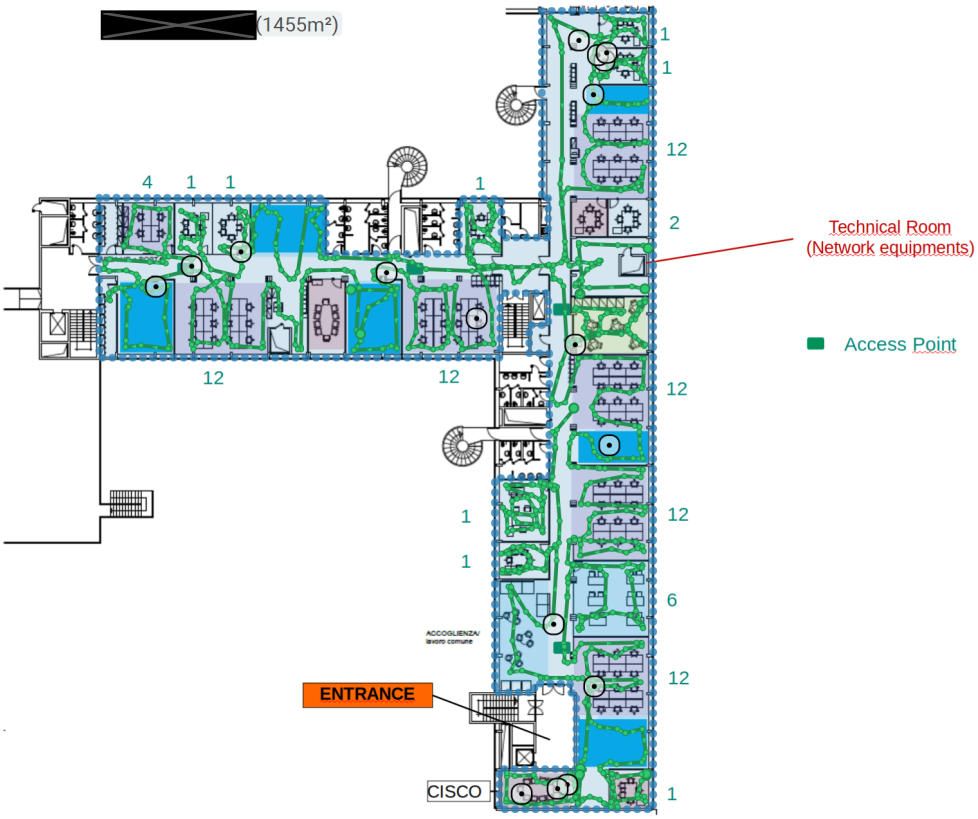

View as / Project Offset: Measured

[redacted] Roma (1,455 m²)

Coverage Requirement: [redacted]

2.4 GHz

Signal-to-Noise Ratio Min	**20.0 dB**
Data Rate Min	**24 Mbps**
Channel Interference Max	**2 at min. -85.0 dBm**
Round Trip Time (RTT) Max	**200 ms**
Packet Loss Max	**0.0 %**
Signal Strength Min	**-65.0 dBm**

5 GHz

Data Rate Min	**24 Mbps**
Round Trip Time (RTT) Max	**200 ms**
Packet Loss Max	**0.0 %**
Signal Strength Min	**-62.0 dBm**
Secondary Signal Strength Min	**-70.0 dBm**
Signal-to-Noise Ratio Min	**25.0 dB**
Channel Interference Max	**1 at min. -85.0 dBm**

6 GHz

Capacity Requirement

85	Generic Laptop [Conferencing, Lync/Skype]
85	Generic Smartphone [Background Sync]
Total: 170 (393 Mbits/s)	

Notes

[redacted] Measurement Report

Signal Strength for floor_plan [redacted] on 2.4 GHz band

Signal Strength - sometimes called coverage - is the most basic requirement for a wireless network. As a general guideline, low signal strength means unreliable connections, and low data throughput.

[redacted] Measurement Report

Signal Strength for floor_plan [redacted] on 5 GHz band

Signal Strength - sometimes called coverage - is the most basic requirement for a wireless network. As a general guideline, low signal strength means unreliable connections, and low data throughput.

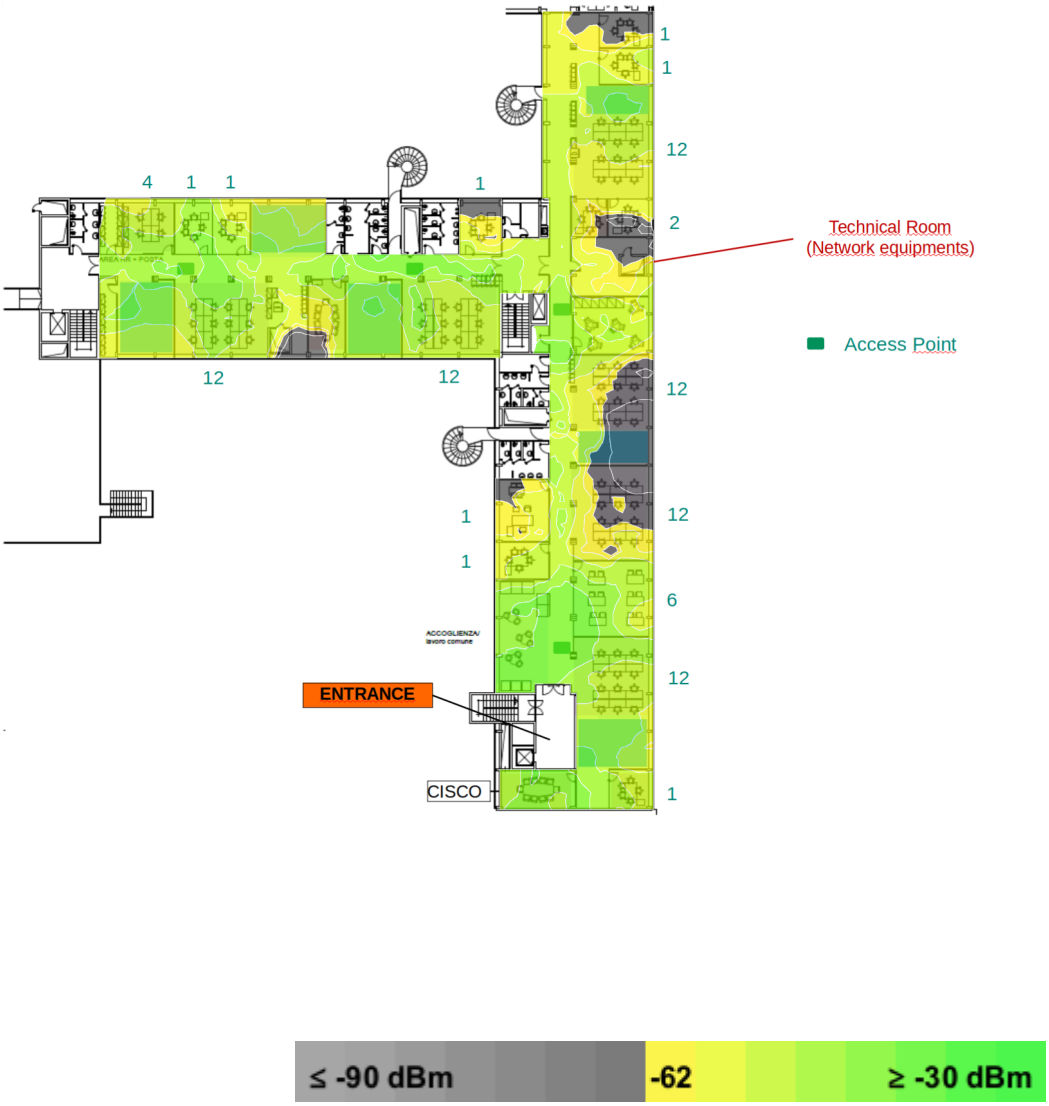

[redacted] Measurement Report

Secondary Signal Strength for floor_plan [redacted] on 2.4 GHz band

Secondary Signal Strength shows the second strongest RSSI on any given location on the map. This heatmap helps to ensure smooth roaming for clients and quality of service for certain latency-sensitive applications, such as VoIP calls.

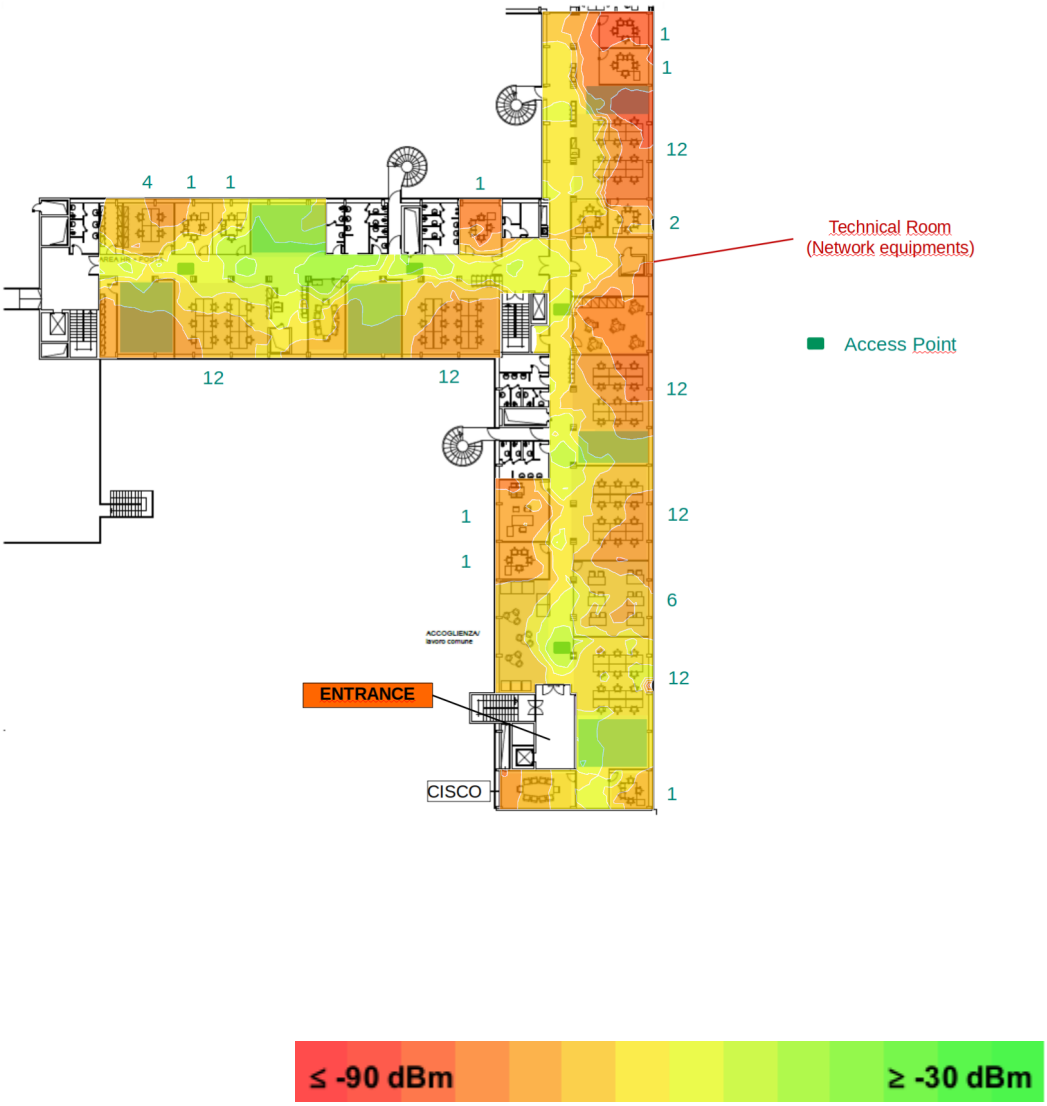

[redacted] Measurement Report

Secondary Signal Strength for floor_plan [redacted] on 5 GHz band

Secondary Signal Strength shows the second strongest RSSI on any given location on the map. This heatmap helps to ensure smooth roaming for clients and quality of service for certain latency-sensitive applications, such as VoIP calls.

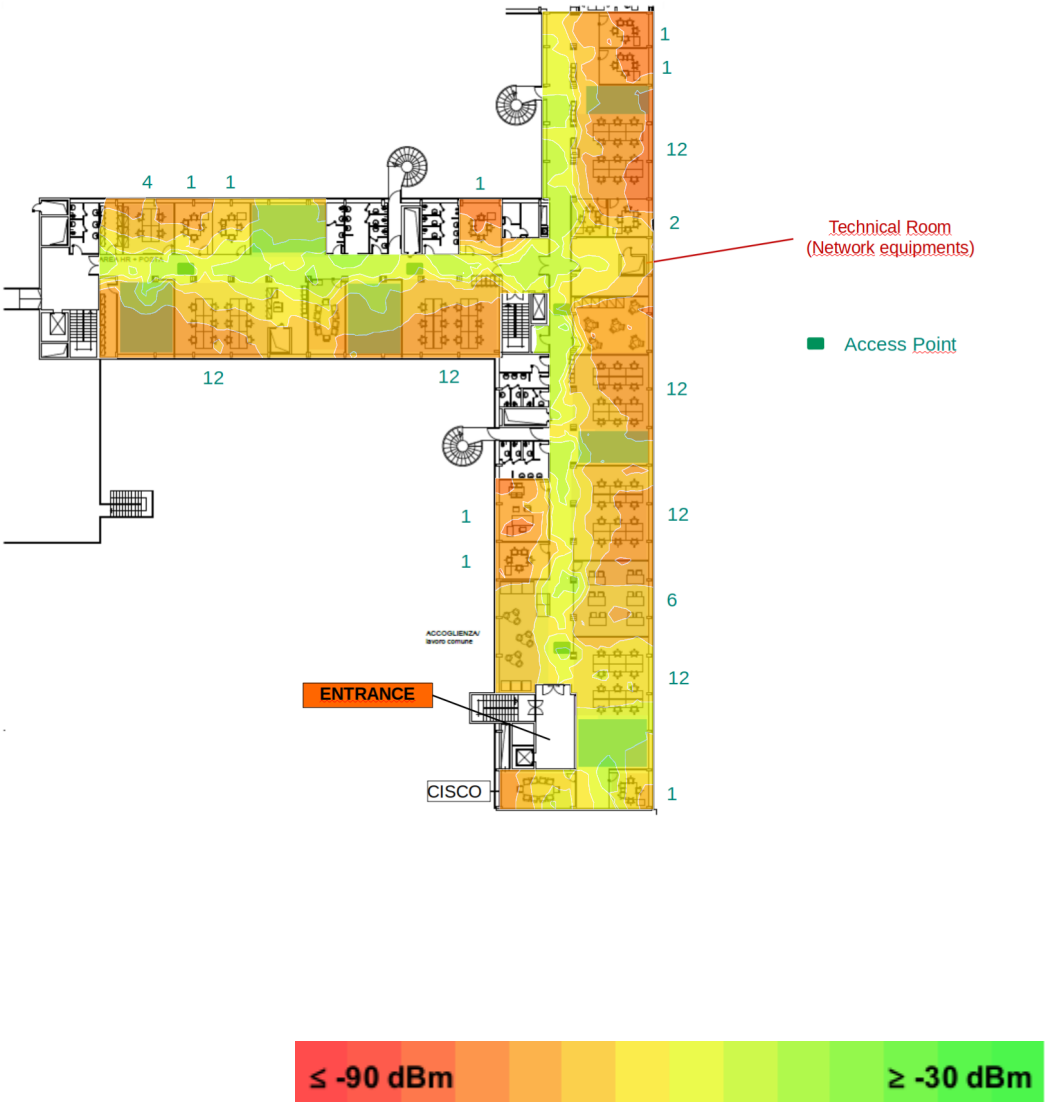

[redacted] Measurement Report

Network Health for floor_plan [redacted] on 2.4 GHz band

Wi-Fi is typically built for a certain purpose or several purposes, such as VoIP, web browsing, or location tracking. With Network Health, you can, with a single visualization, display whether the network meets your requirements or not.

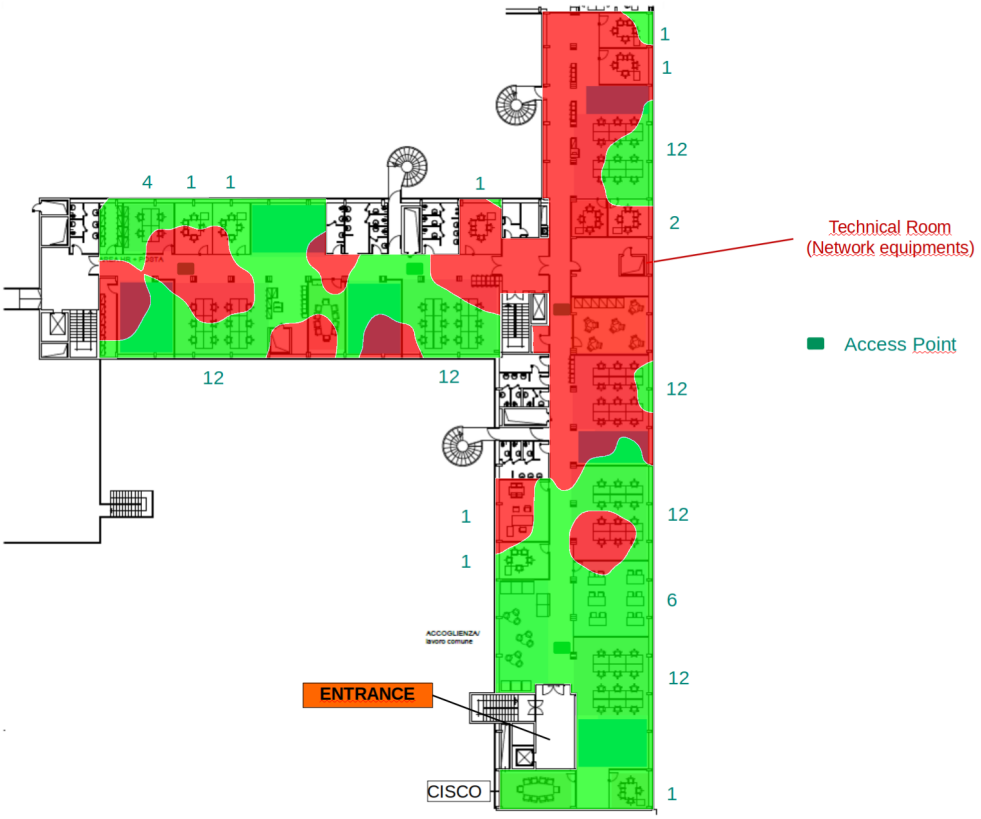

Fail	Pass

[redacted] Measurement Report

Network Health for floor_plan [redacted] on 5 GHz band

Wi-Fi is typically built for a certain purpose or several purposes, such as VoIP, web browsing, or location tracking. With Network Health, you can, with a single visualization, display whether the network meets your requirements or not.

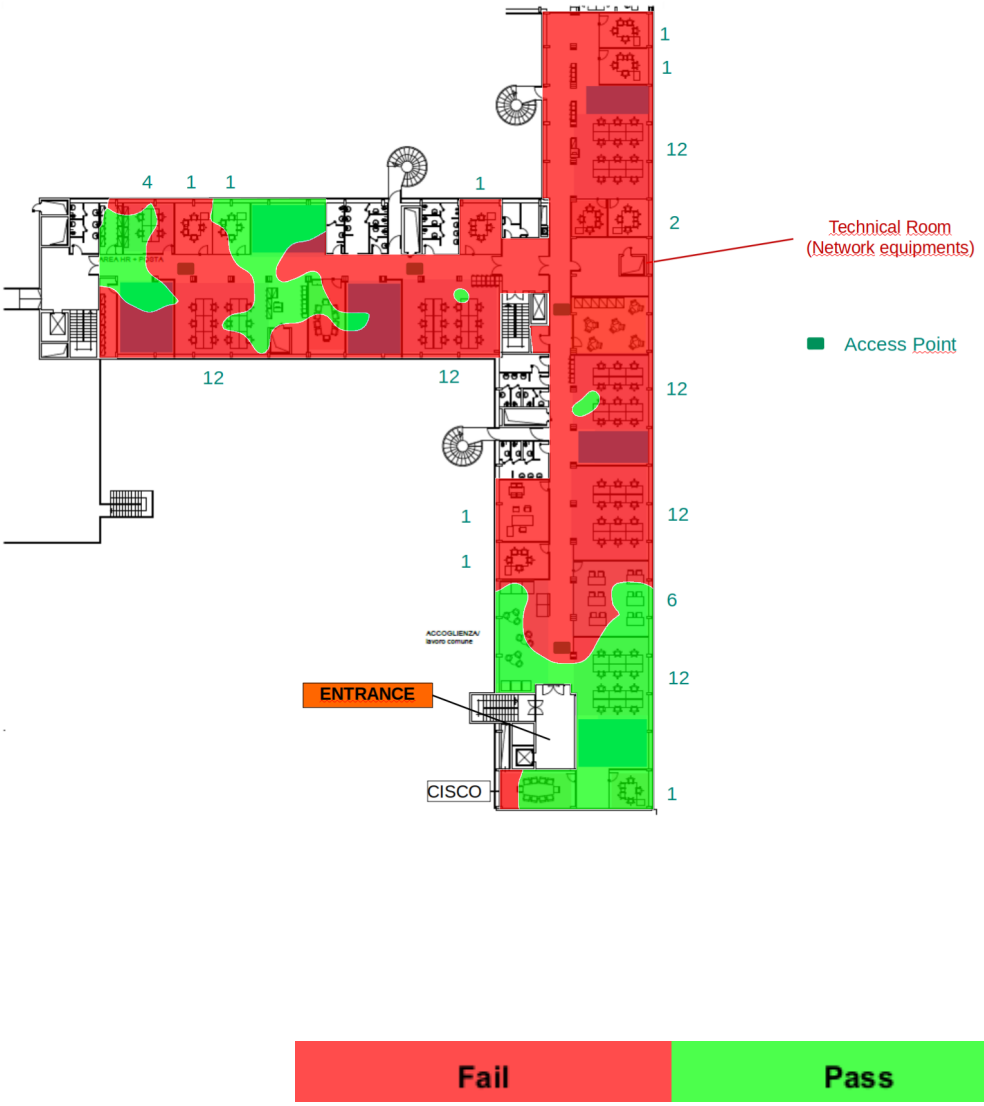

[redacted] Measurement Report

Network Issues for floor_plan [redacted] on 2.4 GHz band

Network Issues complements Network Health by showing the requirement that is below the threshold level at each location. Whereas Network Health answers the question "Does it work?", Network Issues answers the question "If it doesn't work, why?".

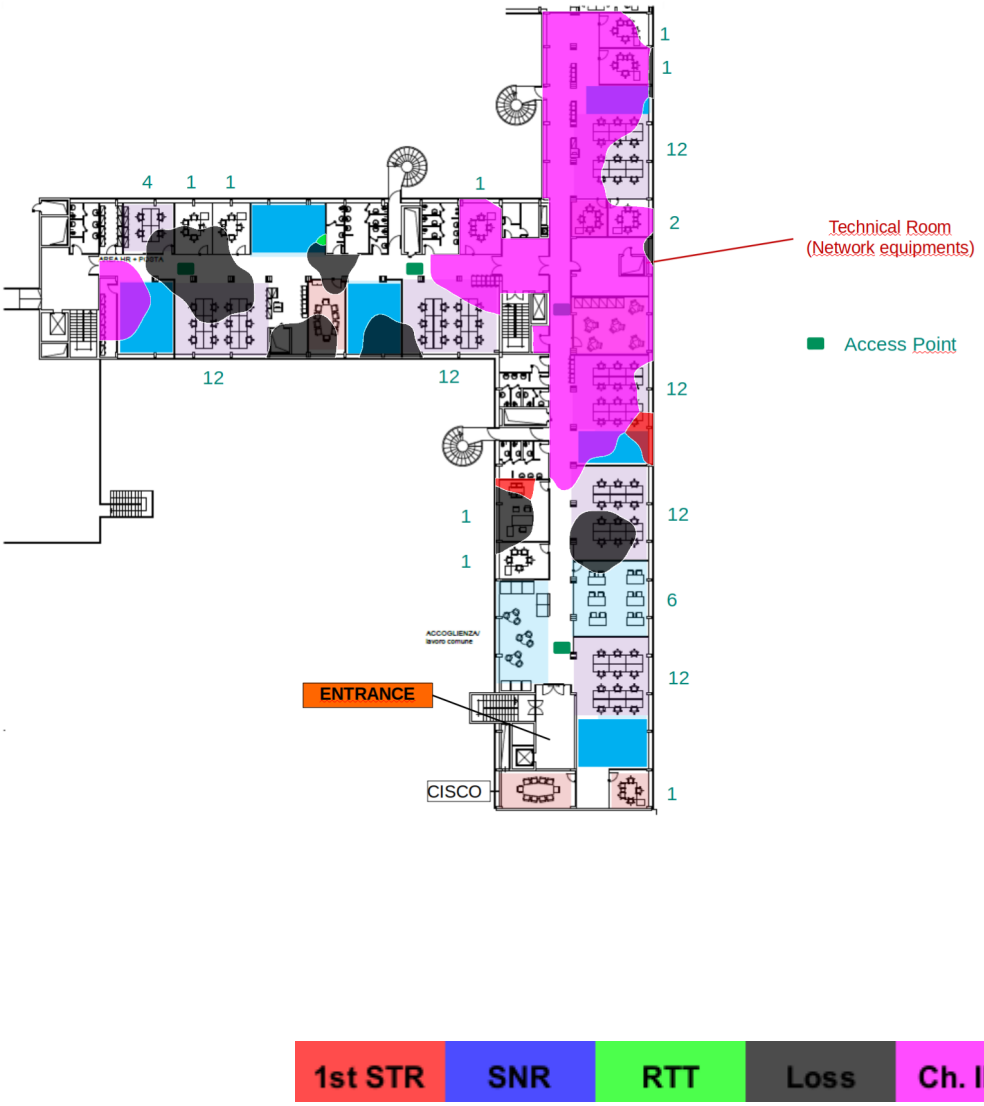

[redacted] Measurement Report

Network Issues for floor_plan [redacted] on 5 GHz band

Network Issues complements Network Health by showing the requirement that is below the threshold level at each location. Whereas Network Health answers the question "Does it work?", Network Issues answers the question "If it doesn't work, why?".

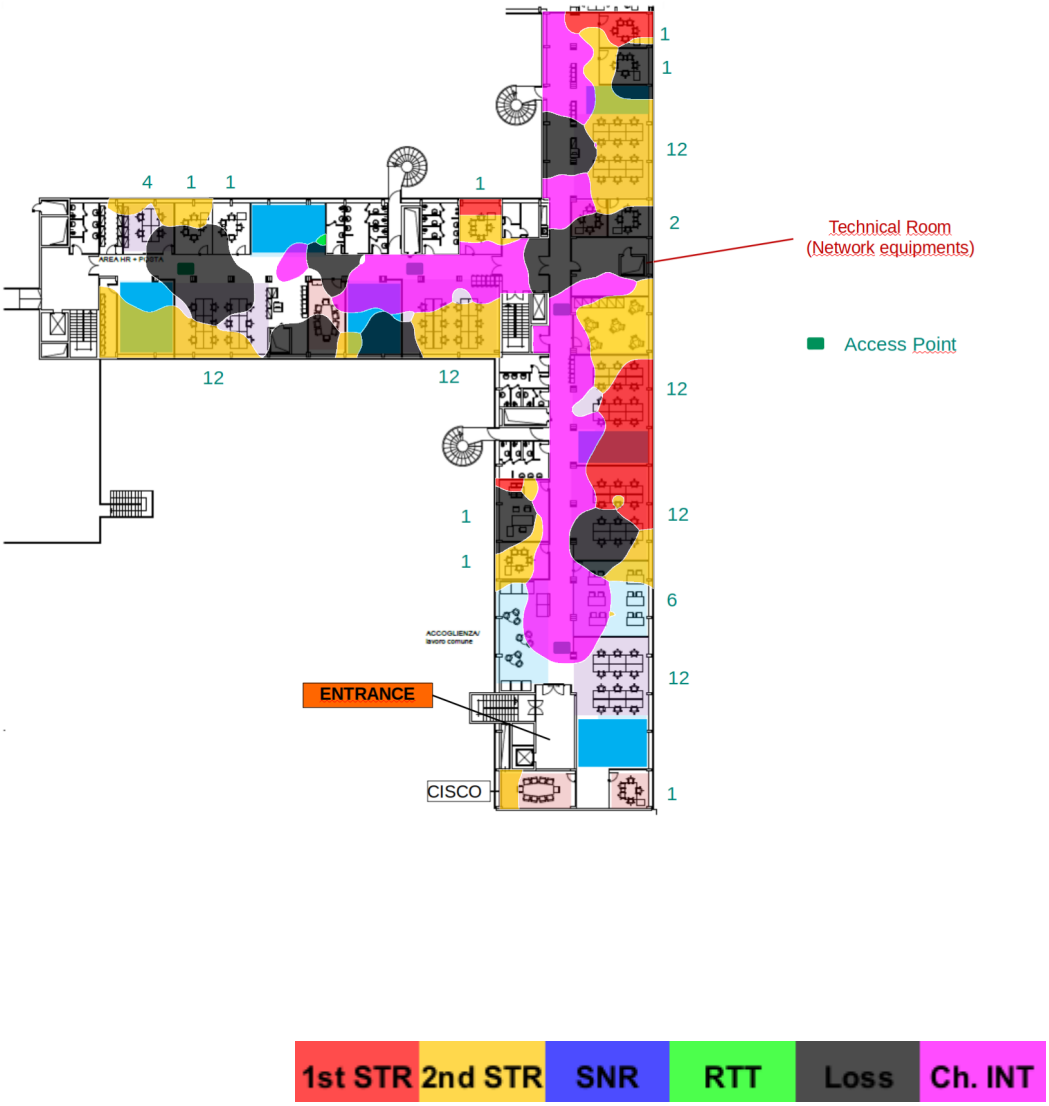

Access Points on floor_plan [redacted]

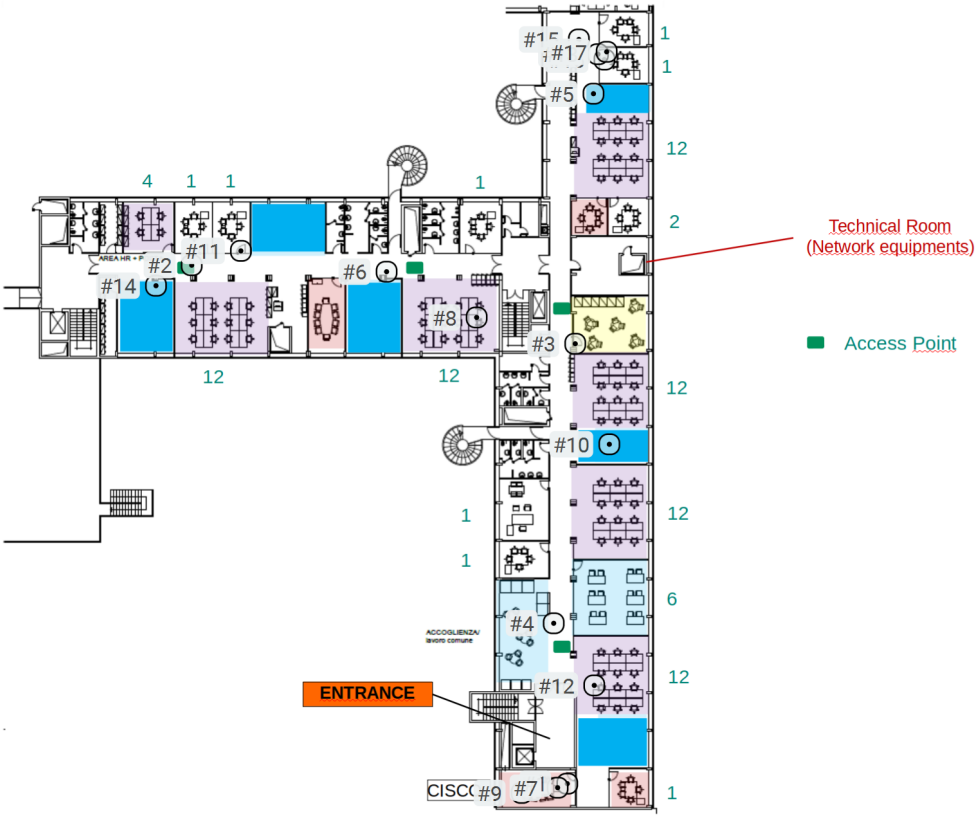

[redacted] Measurement Report

My Access Points on floor_plan [redacted]

Simulated Access Points on floor_plan [redacted]

None.

Measured Access Points on floor_plan [redacted]

AP #	Access Point			
1	AP-IT-107656-10		Cisco	
	Wi-Fi 4	1	00:e1:6d:c9:59:e1	_WiFi-Max
	Wi-Fi 4	1	00:e1:6d:c9:59:e4	_WiFi-Max-Remote
	Wi-Fi 4	1	00:e1:6d:c9:59:e7	
	Wi-Fi 4	1	00:e1:6d:c9:59:e2	_WiFi-First
	Wi-Fi 4	1	00:e1:6d:c9:59:e5	
	Wi-Fi 4	1	00:e1:6d:c9:59:e3	_WiFi-Guest
	Wi-Fi 4	40	00:e1:6d:c9:59:ee	_WiFi-Max
	Wi-Fi 4	40	00:e1:6d:c9:59:e8	
	Wi-Fi 4	40	00:e1:6d:c9:59:ea	
	Wi-Fi 4	40	00:e1:6d:c9:59:eb	
	Wi-Fi 4	40	00:e1:6d:c9:59:ec	_WiFi-Max-Remote
	Wi-Fi 4	40	00:e1:6d:c9:59:ed	_WiFi-Guest
	Wi-Fi 4	40	00:e1:6d:c9:59:e9	_WiFi-First
	Wi-Fi 4	40	00:e1:6d:c9:59:e7	
	Wi-Fi 4	40	00:e1:6d:c9:59:ef	_WiFi-VDI
	Wi-Fi 4	40	00:e1:6d:c9:59:ef	_WiFi-Max
2	AP-IT-107656-10		Cisco	
	Wi-Fi 4	6	00:e1:6d:b3:5d:a1	_WiFi-Max
	Wi-Fi 4	6	00:e1:6d:b3:5d:a7	
	Wi-Fi 4	6	00:e1:6d:b3:5d:a5	
	Wi-Fi 4	6	00:e1:6d:b3:5d:a4	
	Wi-Fi 4	6	00:e1:6d:b3:5d:a2	_WiFi-Max-Remote
	Wi-Fi 4	6	00:e1:6d:b3:5d:a3	_WiFi-First _WiFi-Guest
	Wi-Fi 4	44	00:e1:6d:b3:5d:ae	_WiFi-Max
	Wi-Fi 4	44	00:e1:6d:b3:5d:aa	
	Wi-Fi 4	44	00:e1:6d:b3:5d:ab	_WiFi-Max-Remote
	Wi-Fi 4	44	00:e1:6d:b3:5d:a8	
	Wi-Fi 4	44	00:e1:6d:b3:5d:a7	
	Wi-Fi 4	44	00:e1:6d:b3:5d:a9	_WiFi-VDI
	Wi-Fi 4	44	00:e1:6d:b3:5d:ad	
	Wi-Fi 4	44	00:e1:6d:b3:5d:ac	_WiFi-First
	Wi-Fi 4	44	00:e1:6d:b3:5d:af	_WiFi-Guest
	Wi-Fi 4	44	00:e1:6d:b3:5d:af	_WiFi-Max
3	AP-IT-107656-10		Cisco	

	Wi-Fi 4	1	28:c7:ce:55:d5:f2	_WiFi-First
	Wi-Fi 4	1	28:c7:ce:55:d5:f3	_WiFi-Guest
	Wi-Fi 4	1	28:c7:ce:55:d5:f1	_WiFi-Max
	Wi-Fi 4	1	28:c7:ce:55:d5:f4	_WiFi-Max-Remote
	Wi-Fi 4	1	28:c7:ce:55:d5:f5	
	Wi-Fi 4	1	28:c7:ce:55:d5:f7	
	Wi-Fi 4	48	28:c7:ce:55:d5:ff	
	Wi-Fi 4	48	28:c7:ce:55:d5:fd	_WiFi-First
	Wi-Fi 4	48	28:c7:ce:55:d5:ff	_WiFi-Max
	Wi-Fi 4	48	28:c7:ce:55:d5:f7	_WiFi-VDI
	Wi-Fi 4	48	28:c7:ce:55:d5:f9	
	Wi-Fi 4	48	28:c7:ce:55:d5:fa	
	Wi-Fi 4	48	28:c7:ce:55:d5:fe	
	Wi-Fi 4	48	28:c7:ce:55:d5:fb	_WiFi-Max
	Wi-Fi 4	48	28:c7:ce:55:d5:f8	_WiFi-Max-Remote
	Wi-Fi 4	48	28:c7:ce:55:d5:fc	
				_WiFi-Guest
4	AP-IT-107656-10		Cisco	
	Wi-Fi 4	6	00:e1:6d:c9:59:14	_WiFi-Max-Remote
	Wi-Fi 4	6	00:e1:6d:c9:59:13	_WiFi-Guest
	Wi-Fi 4	6	00:e1:6d:c9:59:12	_WiFi-First
	Wi-Fi 4	6	00:e1:6d:c9:59:11	_WiFi-Max
	Wi-Fi 4	6	00:e1:6d:c9:59:15	
	Wi-Fi 4	6	00:e1:6d:c9:59:17	
	Wi-Fi 4	36	00:e1:6d:c9:59:1a	
	Wi-Fi 4	36	00:e1:6d:c9:59:1b	_WiFi-Max-Remote
	Wi-Fi 4	36	00:e1:6d:c9:59:18	
	Wi-Fi 4	36	00:e1:6d:c9:59:1e	
	Wi-Fi 4	36	00:e1:6d:c9:59:1c	_WiFi-Max
	Wi-Fi 4	36	00:e1:6d:c9:59:1d	_WiFi-Guest
	Wi-Fi 4	36	00:e1:6d:c9:59:1f	_WiFi-First
	Wi-Fi 4	36	00:e1:6d:c9:59:1f	_WiFi-Max
	Wi-Fi 4	36	00:e1:6d:c9:59:17	
	Wi-Fi 4	36	00:e1:6d:c9:59:19	_WiFi-VDI
5	AP-IT-107656-10		Cisco	
	Wi-Fi 4	1	00:e1:6d:b3:59:83	_WiFi-Guest
	Wi-Fi 4	1	00:e1:6d:b3:59:82	_WiFi-First
	Wi-Fi 4	1	00:e1:6d:b3:59:81	_WiFi-Max
	Wi-Fi 4	1	00:e1:6d:b3:59:84	_WiFi-Max-Remote
	Wi-Fi 4	1	00:e1:6d:b3:59:85	
	Wi-Fi 4	1	00:e1:6d:b3:59:87	

	Wi-Fi 4	48	00:e1:6d:b3:59:89	
	Wi-Fi 4	48	00:e1:6d:b3:59:87	_WiFi-VDI
	Wi-Fi 4	48	00:e1:6d:b3:59:8f	
	Wi-Fi 4	48	00:e1:6d:b3:59:8e	
	Wi-Fi 4	48	00:e1:6d:b3:59:88	_WiFi-Max
	Wi-Fi 4	48	00:e1:6d:b3:59:8c	
	Wi-Fi 4	48	00:e1:6d:b3:59:8d	_WiFi-Guest
	Wi-Fi 4	48	00:e1:6d:b3:59:8b	_WiFi-First
	Wi-Fi 4	48	00:e1:6d:b3:59:8a	_WiFi-Max-Remote
6	AP-IT-107656-10		Cisco	
	Wi-Fi 4	1	00:e1:6d:b3:5d:c5	
	Wi-Fi 4	1	00:e1:6d:b3:5d:c7	
	Wi-Fi 4	1	00:e1:6d:b3:5d:c4	
	Wi-Fi 4	1	00:e1:6d:b3:5d:c2	_WiFi-Max-Remote
	Wi-Fi 4	1	00:e1:6d:b3:5d:c3	_WiFi-First
	Wi-Fi 4	1	00:e1:6d:b3:5d:c1	_WiFi-Guest
				_WiFi-Max
	Wi-Fi 4	36	00:e1:6d:b3:5d:cf	
	Wi-Fi 4	36	00:e1:6d:b3:5d:cf	_WiFi-Max
	Wi-Fi 4	36	00:e1:6d:b3:5d:cc	_WiFi-Guest
	Wi-Fi 4	36	00:e1:6d:b3:5d:cd	_WiFi-First
	Wi-Fi 4	36	00:e1:6d:b3:5d:c7	_WiFi-VDI
	Wi-Fi 4	36	00:e1:6d:b3:5d:c9	
	Wi-Fi 4	36	00:e1:6d:b3:5d:c8	
	Wi-Fi 4	36	00:e1:6d:b3:5d:cb	
	Wi-Fi 4	36	00:e1:6d:b3:5d:ca	_WiFi-Max-Remote
	Wi-Fi 4	36	00:e1:6d:b3:5d:ce	
				_WiFi-Max